

# Land Tax Registration Form – Crown or Council Lessee

**Note:**

- This form constitutes an initial return for land tax
- The Chief Commissioner of State Revenue may require further information
- Under the *Taxation Administration Act 1996*, it is an offence to give false or misleading information.
- Interest and penalty tax may be imposed for late/non lodgement of returns.
- If you need more room, complete your answers on a separate sheet and attach to this form.

Client ID*
------------

*\*If you are already registered with Revenue NSW for another tax or duty, use your existing client ID*

## 1. Client details

Full name	Date of birth or ABN/ACN
Owner 1	
Owner 2	
Mailing address	
Care of	
Street address or PO Box	
Suburb	Postcode
Contact name(s)	Daytime phone no. (    )
Email address	Mobile

## 2. Land details

a) Details of all land currently owned, including your home

	Lot	Deposited/ Strata plan*	Property address	Percentage owned	Date land acquired
1.					/    /
2.					/    /

b) Details of land leased from the Crown or Council

	Lot	Deposited/ Strata plan*	Property address	Land use	Proportion of premises leased (%) or area occupied
1.			Date occupation commenced	/    /	
			Date lease executed to date lease terminated (if applicable)	/    /	to    /    /
2.			Date occupation commenced	/    /	
			Date lease executed to date lease terminated (if applicable)	/    /	to    /    /

*\* See notice of valuation or council rate notice*

### 3. Trusts and related companies

a) Is the land owned or leased by a Trust?

Trust name		
Is the trust a special trust?	No	Yes ➤ <i>Please attach details of each beneficiary</i>

b) Is this company related to another company which owns land in NSW?

Company name*	
Client ID	ACN or ABN

\* If more than one, please specify all.

### 4. Foreign persons

Are any of the land owners a foreign person?

**No**                      **Yes** If yes, we will need to contact you about surcharge

A foreign person can be:

- an individual
- a beneficiary of a land tax fixed trust
- a partner in a limited partnership
- a corporation
- a government
- a trustee of a trust
- a government investor

An individual, who is not an Australian citizen, is a foreign person if they are not ordinarily resident in Australia. Australian citizens are not foreign persons, no matter where they reside.

### 5. Exemptions

a) i) Exemption for principal place of residence (Application for an exemption for any land listed on the previous page)

	Property address	Period occupied as principal place of residence (from, to*)
1.		/ / to / /
2.		/ / to / /

ii) Was the principal place of residence/s listed above used for any other purpose?

No                      Yes ➤ *Provide details:*

--

b) Exemption for primary production land (e.g. farm) – To apply for a primary production exemption for any land on the previous page, please download and complete the Primary Production Application and attach to this form.

	Property address	Period land used for primary production (from, to*)
1		/ / to / /
	Brief details of primary production	
2		/ / to / /
	Brief details of primary production	

c) Other exemptions – If you think you are eligible for an exemption not listed on this form (e.g. land intended as your principal place of residence), please provide details of the exemption you wish to claim.

--

Read more about land tax, surcharge and land tax exemptions at [www.revenue.nsw.gov.au/taxes/land](http://www.revenue.nsw.gov.au/taxes/land).

## 6. Declaration


This form must be signed by the person completing the return and must state the capacity in which the declaration is made.



I declare that the information I have given is true, accurate and complete in every particular.	
Name	Position
Signature	Date / / 20


### Privacy statement

Information collected from you on this form is required by the Revenue NSW to determine if you have a liability or entitlement. The information may be provided to third parties with your consent or as required or permitted by law. Revenue NSW will correct or update your personal information at your request. Read more about privacy at [www.revenue.nsw.gov.au](http://www.revenue.nsw.gov.au)

### Contact details

 1300 139 816\* (Monday – Friday, 8.30 am – 5.00 pm) \*Interstate clients please call (02) 9689 6200

 [www.revenue.nsw.gov.au](http://www.revenue.nsw.gov.au)  [landtax.lodgements@revenue.nsw.gov.au](mailto:landtax.lodgements@revenue.nsw.gov.au)  Help in community languages is available.

 GPO Box 4042  
Sydney NSW 2001

DX 456  
Sydney

Revenue NSW: ISO 9001 – Quality Certified | **Department of Finance, Services & Innovation**

© State of New South Wales through Revenue NSW, 2018. This work may be freely reproduced and distributed for most purposes, however some restrictions apply. Read the copyright notice at [www.revenue.nsw.gov.au](http://www.revenue.nsw.gov.au) or contact Revenue NSW.